

EARLY LEARNING CHALLENGE: RACE TO THE TOP GRANT

Vermont's Path to Realize the Promise of Every Child



EARLY LEARNING CHALLENGE STATE ADVISORY COUNCIL MARCH 26, 2018

- Highlights of Outcomes from the Annual Performance Report for 2017
- What's underway in 2018?



OVERVIEW

- \$36.9 million federal grant over five years, awarded January 2014
- Strengthens the **systems** that support early learning and development
- Overall goal of grant: **Improve school readiness for children with high needs**



OUTCOMES THROUGH 2017



- Grant provides opportunity to track our collective progress
- Measures the strength of VT's early childhood system overall, not outcomes of specific projects
- Uniform performance measures across all ELC states nationwide

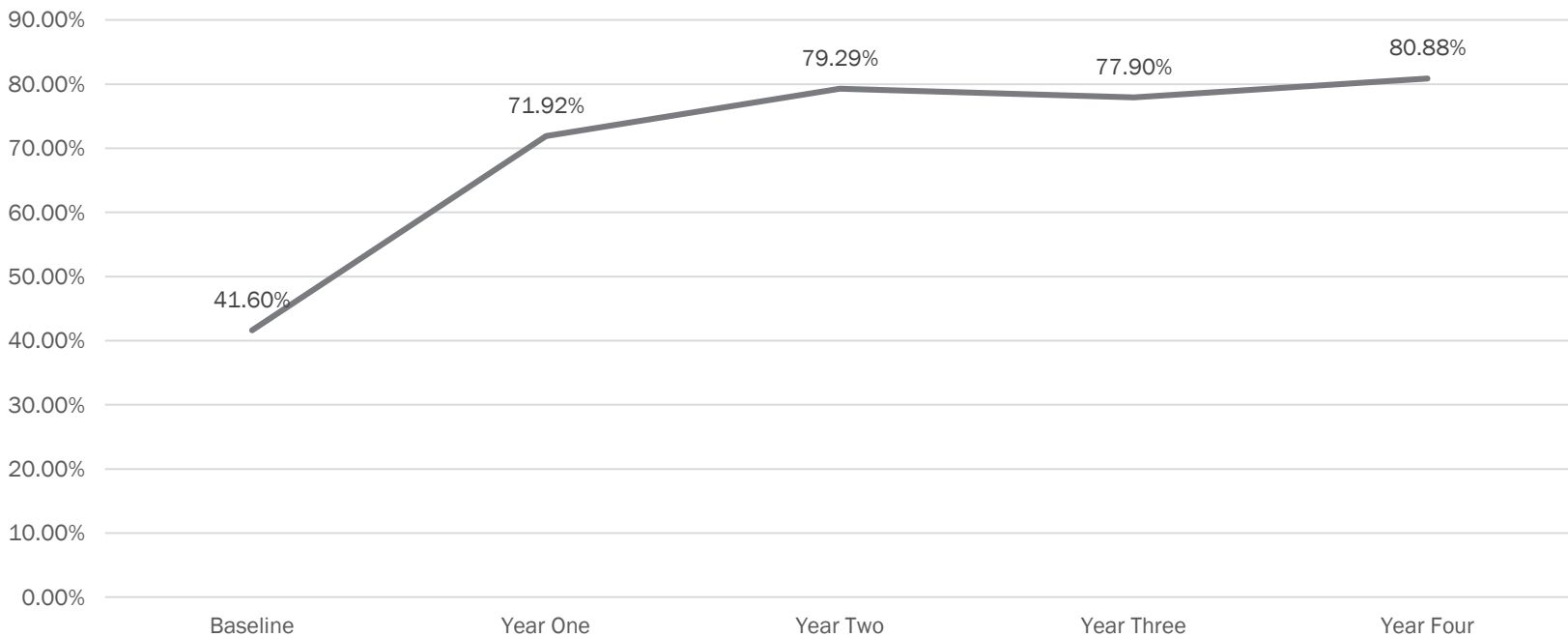
OUTCOMES THROUGH 2017



- 2017 APR will be posted when we receive final approval
- Data highlights that show trends over time will be posted here:http://buildingbrightfutures.org/elec_grant/outcomes/

(B)(2)(C): Increase Number And Percentage Of Early Learning And Development Programs In STARS Citation: *Bright Futures Information System, Point In Time, Baseline Of Sept 2013 Through December 31, 2017*

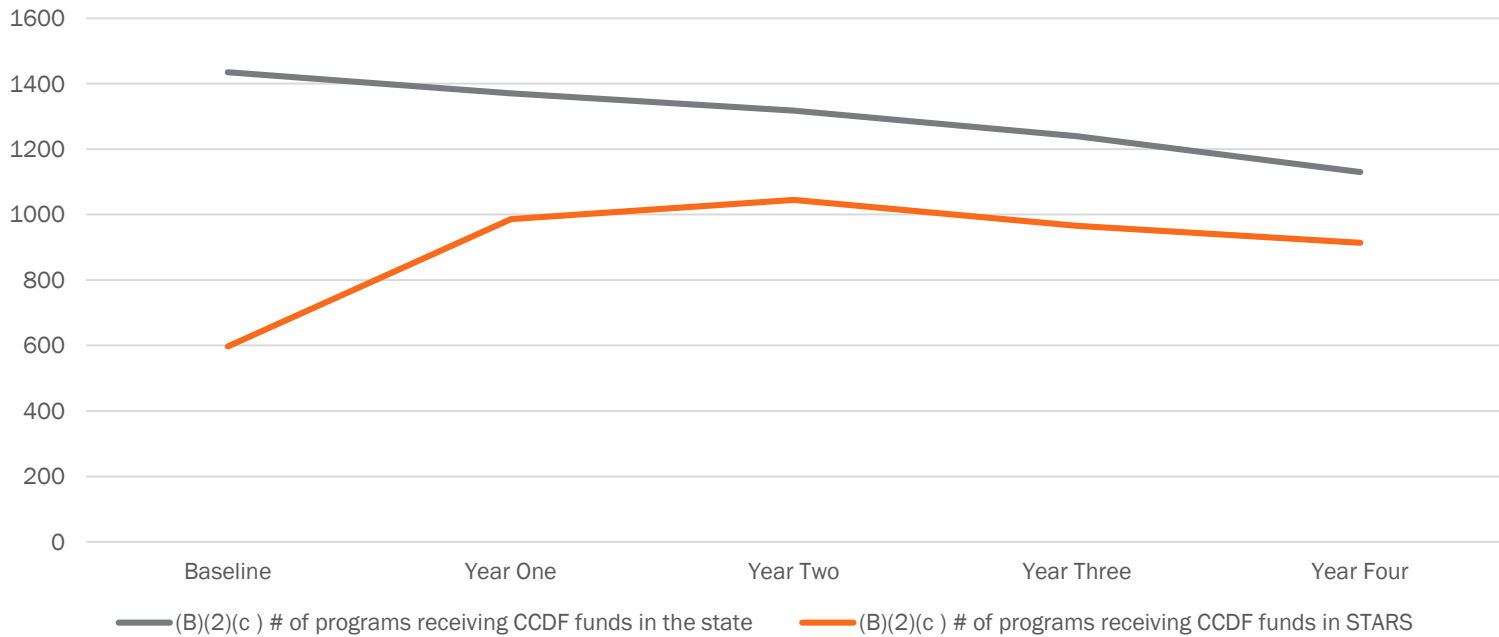
Percent all programs in STARS Baseline - 2017



(B)(2)(c): Increase Number And Percentage Of Early Learning And Development Programs In STARS

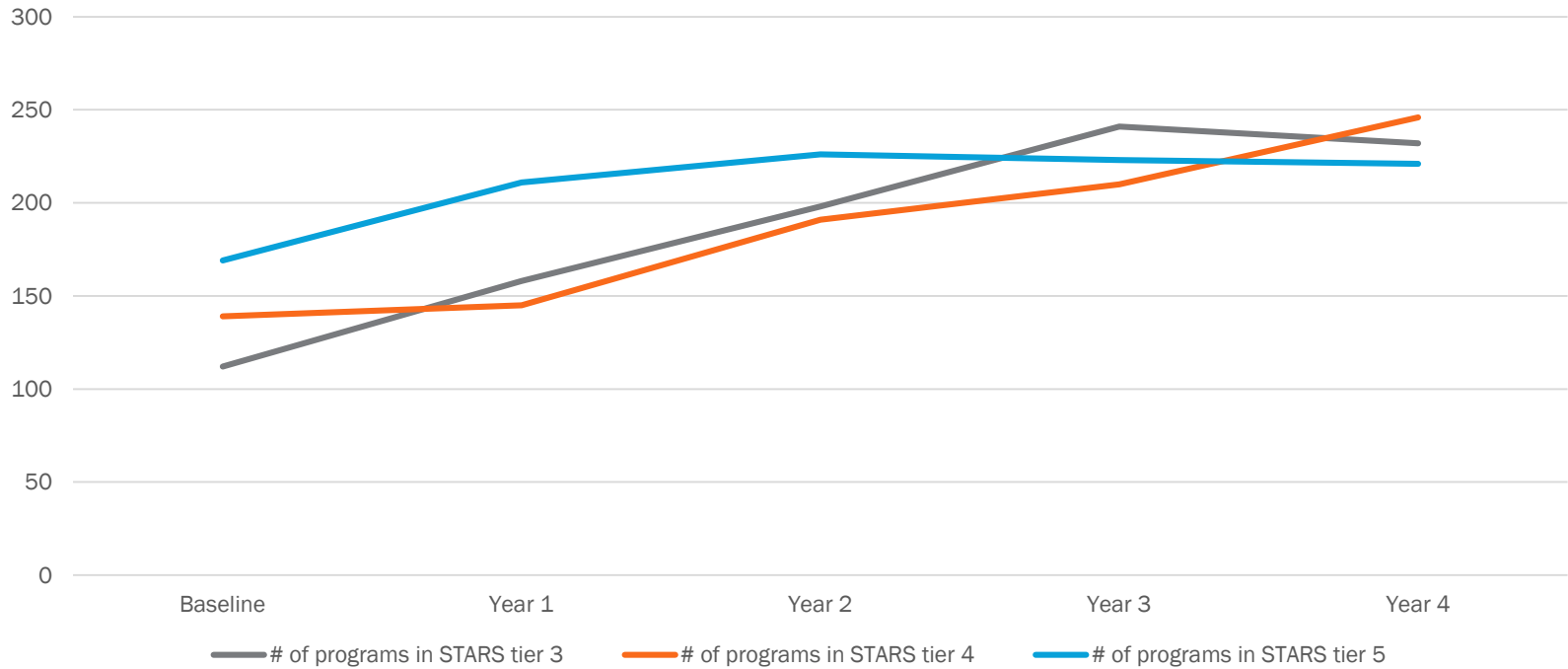
Citation: Bright Futures Information System, Point In Time, Baseline Of Sept 2013 Through December 31, 2017

All Regulated Child Care Programs Compared to Child Care Programs Participating in STARS



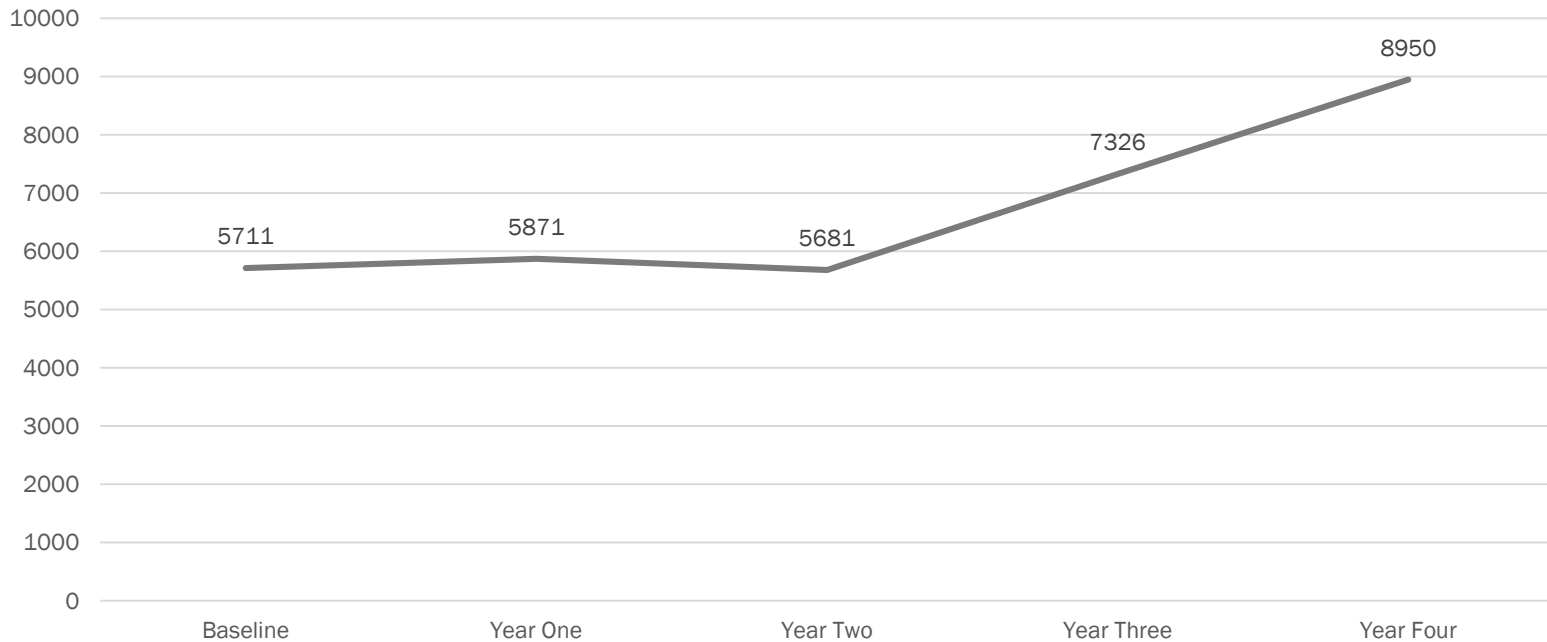
(B)(2)(c): Increase Number And Percentage Of Early Learning And Development Programs In STARS *Citation: Bright Futures Information System Baseline As Of 9/31/13; Year One – Year Four As Of 12/31 Of Each Subsequent Year; regulated programs serving children under age 6.*

of programs in top tiers



(B)(2)(c): Performance Measure (B)(4)(c)(2): Increasing The Number And Percentage Of Children With High Needs Who Are Enrolled In Early Learning And Development Programs That Are In The Top Tiers Of The TQRIS. Citation for Year Four: Vermont Agency of Education School Census

(B)(4)(c)(2) # of children served by publicly funded preschool programs



(B)(2)(c): Performance Measure (B)(4)(c)(2): Increasing The Number And Percentage Of Children With High Needs Who Are Enrolled In Early Learning And Development Programs That Are In The Top Tiers Of The TQRIS.

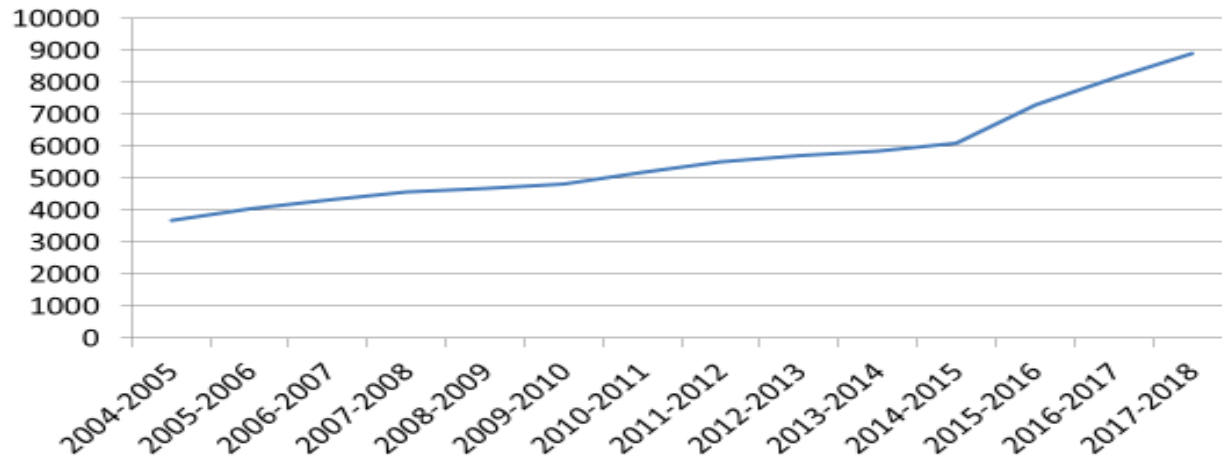
Publicly Supported Pre-K Enrollment

Total # of 3 and 4 year olds in Vermont: approximately 13,500

source:

edw.vermont.gov/REPORTSERVER/Pages/ReportViewer.aspx?%2fPublic%2fEnrollment+Report

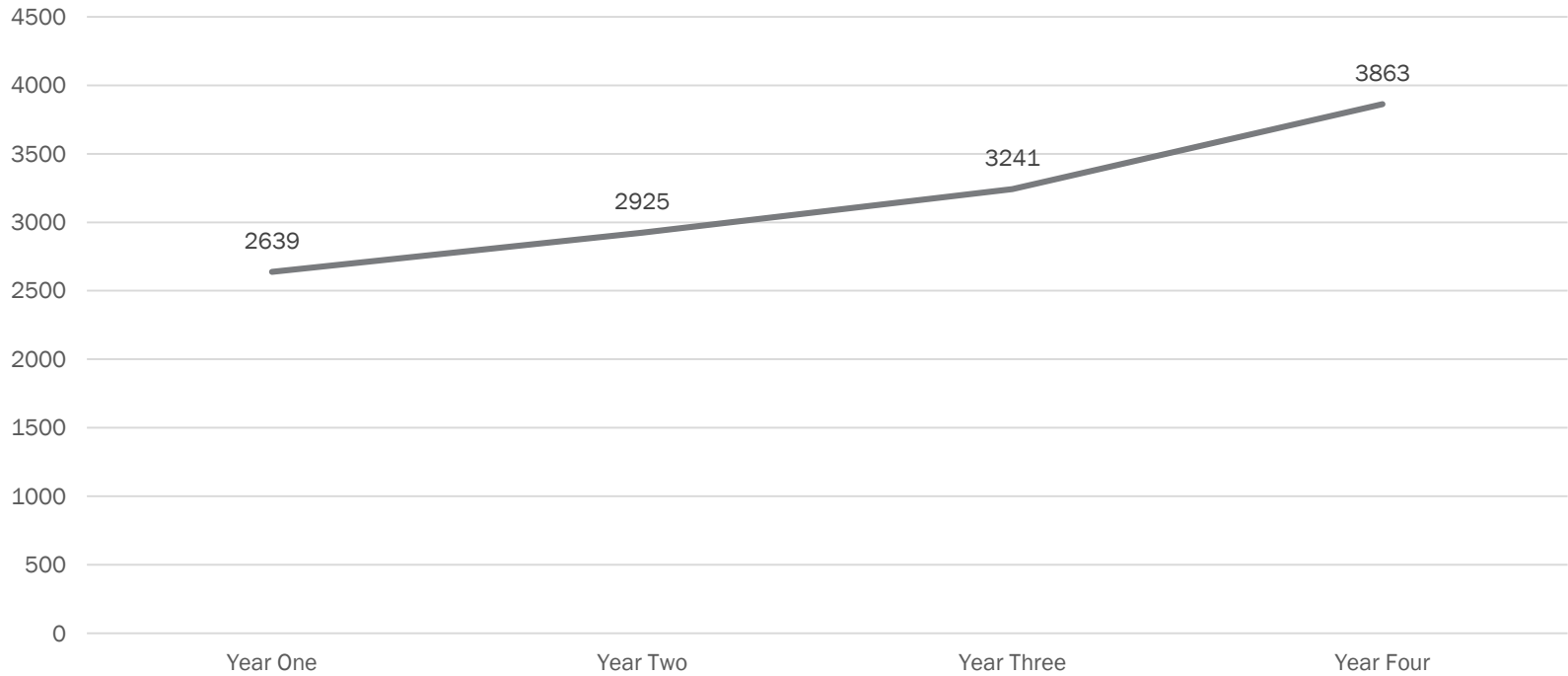
Pre-K Enrollment



(A)(1)3A Total Number Of Preschool Children Funded By Title I

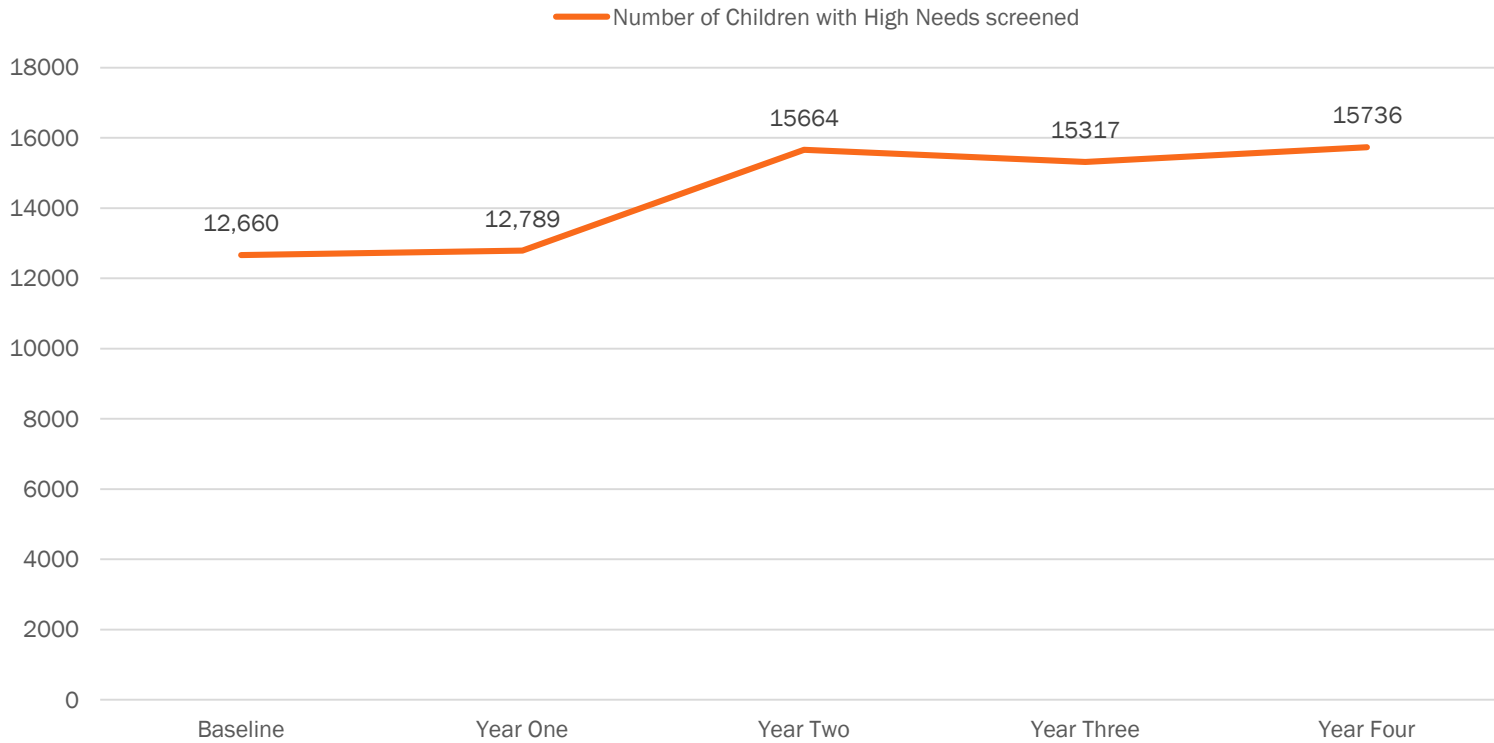
Citation: Title I Participation Report 2012-2013 Through 2016-17. 100% Are In The Highest Level Of STARS.

(A)(1)3a TOTAL # of preschool children funded by Title I



(C) (3) (D): Increase Number Of Children With High Needs Who Receive Developmental Screening And Appropriate Follow-Up

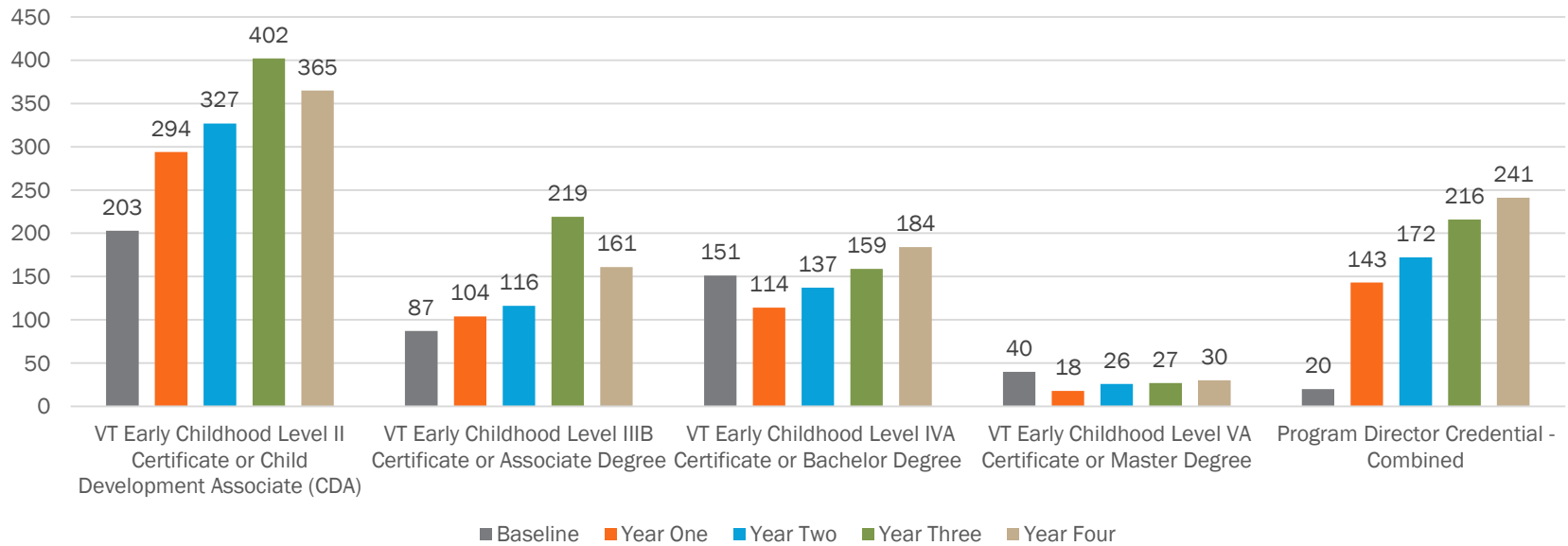
Citation: Longitudinal Quality Improvement Project And Medicaid Claims Data, 2013 - 2016.



(D)(2)(D)(2): Increase Number Of Early Childhood Professionals Holding Credentials At Each Level Of The Career Ladder

Citation: Bright Futures Information System. Note That This Is The Number Of Individuals Working Directly With Children, Who Hold These Credentials. Credentials For Step One, Two And Three At The Director's Level Are Combined.

Progression of credentials (Aligned to Workforce Knowledge and Competency Framework)



2018 RE-CAP ON FINANCES

Fifth Year, No Cost Extension—Approved September 2017

- Extended budgets for 22 of 24 projects into fifth year, with no new funding needed
- Re-allocated \$200,000 from Project 1 (Grants Management) and \$1M from Project 19 (CIS data system) into five areas, to continue work into the fifth year:
 - Building Bright Futures (\$218K)
 - Help Me Grow (\$375K)
 - TEACH (\$317K)
 - Early Childhood Higher Education Consortium (\$40K)
 - Prenatal – Grade 12 Data Governance (\$95K)

2018 RE-CAP ON FINANCES

Re-allocation Request—under consideration at federal level,
March 2018

Projected remaining funds:

\$590,000 from Project 19, the CIS Data System

\$190,000 from Project 1, Grant Management

\$150,000 from Project 9, Vermont Early Learning Standards

To Re-Invest in Existing Projects to Deepen or Extend Their Impact:

Project 2 (Building Bright Futures)

\$200,000 into Project 2 to support a child care demand study

\$60,000 into Project 2 to support Regional Action Plans

Projects 5 and 6 (STARS awards and evaluation/validation)

\$175,000 for STARS awards to complete commitments through 2018

\$49,880 into for project management of re-structured STARS system to pilot implementation of findings of STARS evaluation and validation studies

\$100,000 for public outreach campaign for re-structured STARS system

To Invest in Existing Projects to Deepen or Extend Their Impact:

Project 11 (Home Visiting)

\$93,500 for trainings in MESCH and PAT and piloting new universal screening model

For Project 12 (Early Childhood Wellness)

\$150,000 into Project 12 for expansion of the Universal Development Screening Registry and outreach for Help Me Grow

Project 24 (Promise Communities)

\$100,000 to increase capacity for child care at the community level, particularly for Specialized Child Care capacity

Next Meeting, Monday July 23rd – Sustainability



**QUESTIONS OR
CLARIFICATIONS?**

