

Rutland

REGIONAL PRIORITIES:

- Child and family mental health.
- Quality and capacity of child care and early childhood services.

CHILD POPULATION¹ (2022)




Decreased from 5,498 from 2017

CHILDREN LIVING IN POVERTY^{*} (2022)



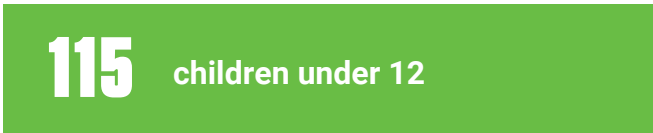
Decreased from 31.1% in 2017 (2,066)

PRE-TAX ANNUAL LIVING WAGE³ (2023)

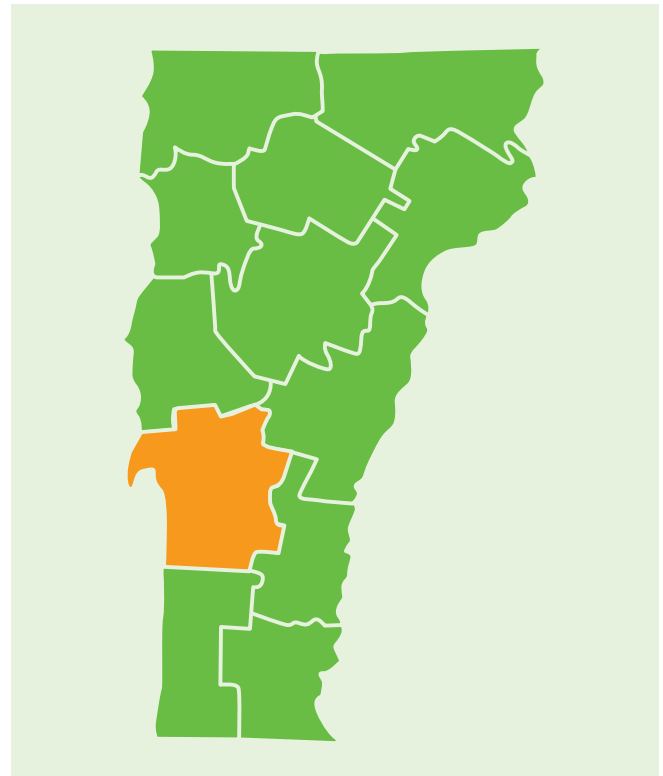


Rutland County

CHILDREN RECEIVING HOMELESSNESS SUPPORTS⁵



From Coordinated Entry



CHILDREN IN OUT-OF-HOME CUSTODY⁴ (2023)



Consistent with 65 in 2018

DEVELOPMENTAL SCREENING RATES⁶ (2021)



In the past 12 months for children under 3

^{*}Under 185% of the Federal Poverty Level

Third Grade Reading All Third Grade Students Reading at or Above Proficient (Spring 2022)⁵

Supervisory Union/School District	All Students	Historically Marginalized Students
Bennington Rutland SU	42%	20.7%
Greater Rutland County SU	Not Available	Not Available
Mill River Unified Union SD	27.9%	Not Available
Rutland City SD	18.3%	9.3%
Rutland Northeast SU	Not Available	15.8%
Slate Valley Unified Union SD	33.3%	10.5%
Two Rivers SU	32.5%	22.6%
Windsor Central SU	Not Available	Not Available