

Central Vermont

REGIONAL PRIORITIES:

- Access to basic needs.
- Early childhood workforce.

CHILD POPULATION¹ (2022)

6,120 children under 10

Decreased from 6,595 in 2017

CHILDREN LIVING IN POVERTY* (2022)

28.6% children under 12 (2,109)

Decreased from 35% in 2017 (2,754)

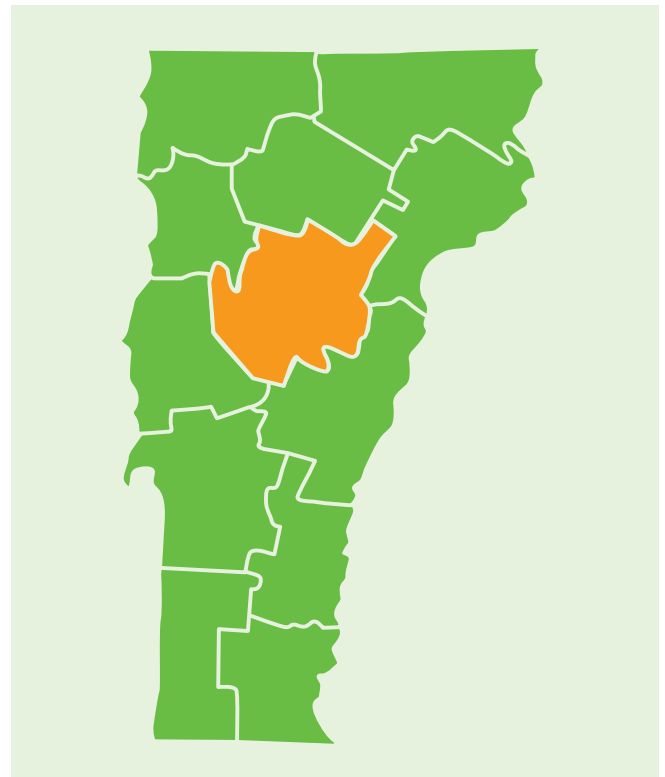
PRE-TAX ANNUAL LIVING WAGE³ (2023)

\$98,984 (\$23.79/hr) Orange County
\$101,553 (\$24.34/hr) Washington County

CHILDREN RECEIVING HOMELESSNESS SUPPORTS⁵

112 Orange and Windsor Counties
240 Washington County

From Coordinated Entry



CHILDREN IN OUT-OF-HOME CUSTODY⁴ (2023)

39 children under 9

Decreased from 67 in 2018

DEVELOPMENTAL SCREENING RATES⁶ (2021)

57% Barre HSA

In the past 12 months for children under 3

**Under 185% of the Federal Poverty Level*

Third Grade Reading *All Third Grade Students Reading at or Above Proficient (Spring 2022)⁵*

Supervisory Union/School District	All Students	Historically Marginalized Students
Barre SU	33.8%	21.9%
Caledonia Central SU	42.6%	21.7%
Central Vermont SU	28.1%	20%
Harwood Unified Union SD	58.5%	40%
Montpelier Roxbury SD	55.3%	25%
Orange Southwest SU	43.7%	30.3%
Washington Central SU	67.5%	37%

Introduction to Regional Profiles

The following regional profiles offer a snapshot of selected indicators of child and family well-being for each of Vermont's 12 regions, which line up with the Agency of Human Services Districts. Each indicator represents the most high-quality, up-to-date data that is available at the regional level and includes comparison data when possible.

This report draws from multiple sources of Vermont data, not all of which use the same geographic boundaries. Several indicators are only available at the county or hospital service area level. When necessary, multiple areas are included to provide a more inclusive picture of the region.

CHILD POPULATION¹ (2022)

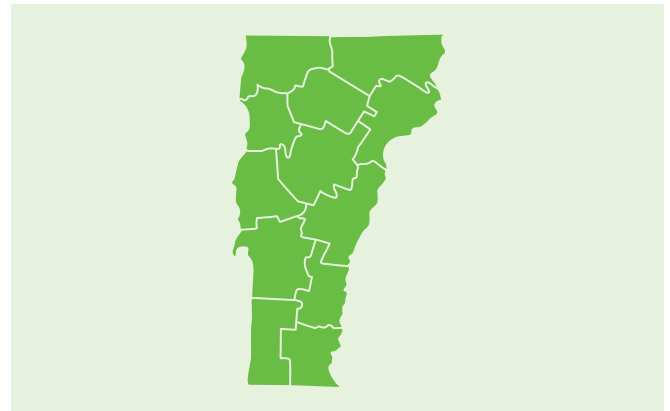


Decreased from 61,538 in 2017

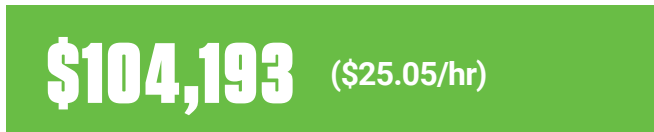
CHILDREN LIVING IN POVERTY* (2022)



Decreased from 33.4% in 2017 (24,932)



PRE-TAX ANNUAL LIVING WAGE³ (2023)



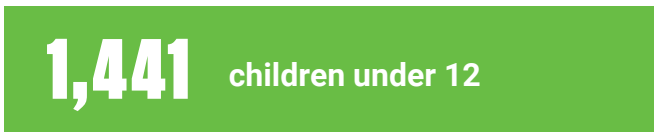
State of Vermont

CHILDREN IN OUT-OF-HOME CUSTODY⁴ (2023)




Decreased from 657 in 2018

CHILDREN RECEIVING HOMELESSNESS SUPPORTS⁵



From Coordinated Entry

DEVELOPMENTAL SCREENING RATES⁶ (2021)



In the past 12 months for children under 3

*Under 185% of the Federal Poverty Level

Third Grade Reading

All Third Grade Students Reading at or Above Proficient (Spring 2022)⁷

All Students	41.17%	Historically Marginalized	25.3%
		Historically Privileged	52.7%