

# Caledonia & Southern Essex

## REGIONAL PRIORITIES:

- Child and family mental health.
- Quality and capacity of child care and early childhood services.

## CHILD POPULATION<sup>1</sup> (2022)

**3,106** children under 10

Decreased from 3,338 in 2017

## CHILDREN LIVING IN POVERTY\* (2022)

**37.3%** children under 12  
(1,368)

Increased from 35.9% in 2017 (1,481)

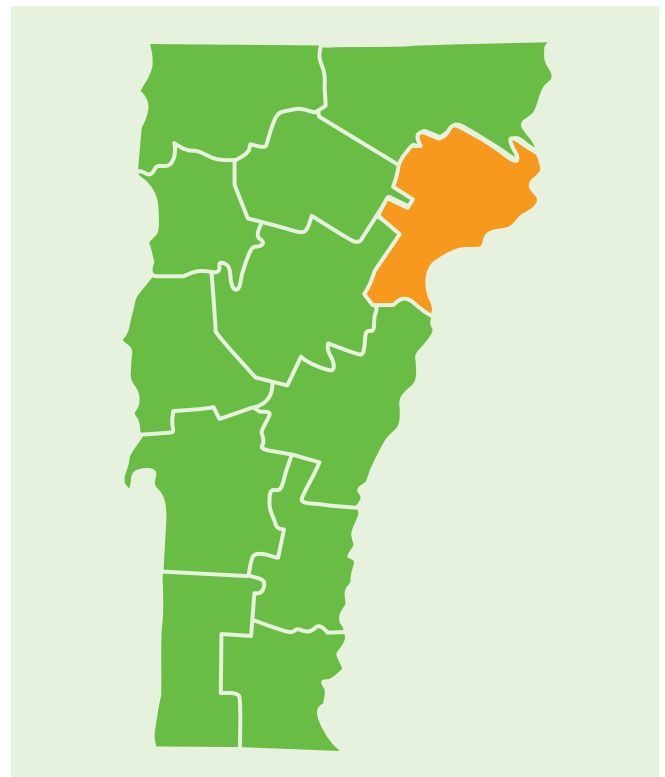
## PRE-TAX ANNUAL LIVING WAGE<sup>3</sup> (2023)

**\$96,067** (\$23.09/hr) Caledonia County  
**\$91,553** (\$22.01/hr) Essex County

## CHILDREN RECEIVING HOMELESSNESS SUPPORTS<sup>5</sup>

**113** children under 12

Caledonia and Essex Counties



## CHILDREN IN OUT-OF-HOME CUSTODY<sup>4</sup> (2023)

**21** children under 9

Decreased from 38 in 2018

## DEVELOPMENTAL SCREENING RATES<sup>6</sup> (2021)

**55%** St Johnsbury HSA  
**50%** White River Junction HSA

In the past 12 months for children under 3

\*Under 185% of the Federal Poverty Level

## Third Grade Reading

All Third Grade Students Reading at or Above Proficient (Spring 2022)<sup>5</sup>

Supervisory Union/School District	All Students	Historically Marginalized Students
Caledonia Central SU	42.6%	21.7%
Kingdom East	25.7%	Not Available
Orange East SU	46.6%	35.8%
St. Johnsbury SD	38.6%	26.9%

# Introduction to Regional Profiles

The following regional profiles offer a snapshot of selected indicators of child and family well-being for each of Vermont's 12 regions, which line up with the Agency of Human Services Districts. Each indicator represents the most high-quality, up-to-date data that is available at the regional level and includes comparison data when possible.

This report draws from multiple sources of Vermont data, not all of which use the same geographic boundaries. Several indicators are only available at the county or hospital service area level. When necessary, multiple areas are included to provide a more inclusive picture of the region.

## CHILD POPULATION<sup>1</sup> (2022)

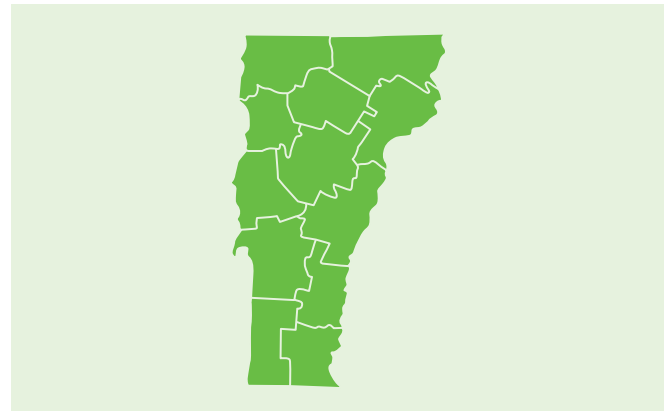


Decreased from 61,538 in 2017

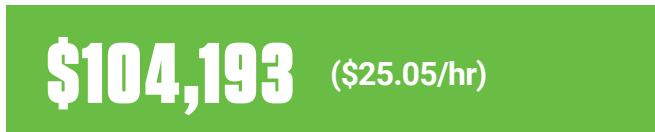
## CHILDREN LIVING IN POVERTY\* (2022)



Decreased from 33.4% in 2017 (24,932)



## PRE-TAX ANNUAL LIVING WAGE<sup>3</sup> (2023)



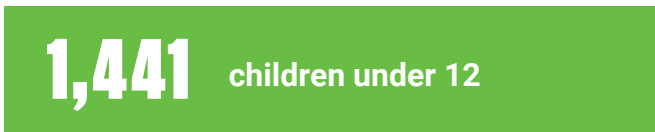
State of Vermont

## CHILDREN IN OUT-OF-HOME CUSTODY<sup>4</sup> (2023)




Decreased from 657 in 2018

## CHILDREN RECEIVING HOMELESSNESS SUPPORTS<sup>5</sup>



From Coordinated Entry

## DEVELOPMENTAL SCREENING RATES<sup>6</sup> (2021)



In the past 12 months for children under 3

\*Under 185% of the Federal Poverty Level

## Third Grade Reading

All Third Grade Students Reading at or Above Proficient (Spring 2022)<sup>7</sup>

All Students .....	41.17%	Historically Marginalized .....	25.3%
		Historically Privileged .....	52.7%