

# Bennington

## REGIONAL PRIORITIES:

- Child and family mental health.
- Quality and capacity of early childhood education and services.

## CHILD POPULATION<sup>1</sup> (2023)

**3,389** children under 10

Decreased from 3,470 in 2018<sup>2</sup>

## CHILDREN LIVING IN POVERTY<sup>2</sup> (2023)

**31.5%** children under 12  
(1,360)

Decreased from 44.3% in 2018 (1,876)

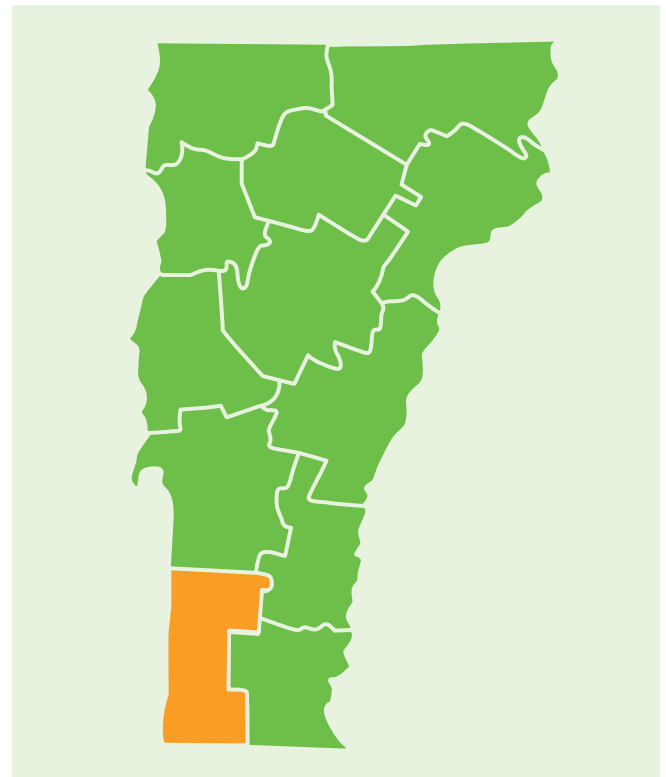
## PRE-TAX ANNUAL FAMILY BUDGET<sup>3</sup>

**\$114,436** (\$27.51/hr)

## CHILDREN RECEIVING HOMELESSNESS SUPPORTS<sup>5</sup>

**142** children under 13

From Coordinated Entry



## CHILDREN IN OUT-OF-HOME CUSTODY<sup>4</sup> (2024)

**50** children under 9

Decreased from 64 in 2019

## FULL IMMUNIZATION COVERAGE<sup>6</sup> (2023)

**71.3%** for children by age 2

<sup>6</sup>Under 185% of the Federal Poverty Level

## Educational Assessments

Supervisory Union/School District	Pre-K Literacy (Spring 2024) <sup>7</sup>	Ready for Kindergarten (Fall 2023) <sup>8</sup>	Third Grade Reading (Spring 2023) <sup>9</sup>
Bennington Rutland SU	94.2%	74%	52.1%
Southwest Vermont SU	86.5%	82%	26.9%
Windham Southwest SU	100%	83%	51%

# Introduction to Regional Profiles

The following regional profiles offer a snapshot of selected indicators of child and family well-being for each of Vermont's 12 regions, which line up with the Agency of Human Services Districts. Each indicator represents the most high-quality, up-to-date data that is available at the regional level and includes comparison data when possible.

This report draws from multiple sources of Vermont data, not all of which use the same geographic boundaries. Several indicators are only available at the county or supervisory union/school district level. When necessary, multiple areas are included to provide a more inclusive picture of the region.

## CHILD POPULATION<sup>1</sup> (2023)

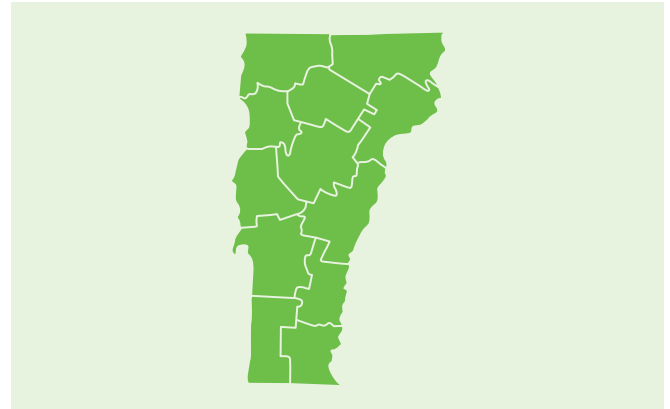


Decreased from 60,953 in 2018

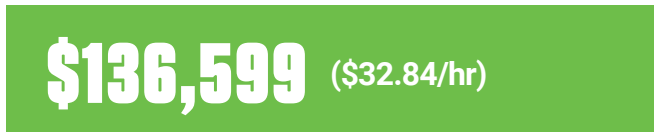
## CHILDREN LIVING IN POVERTY<sup>2</sup> (2023)



Decreased from 32.4% in 2018 (23,920)



## PRE-TAX ANNUAL FAMILY BUDGET<sup>3</sup>



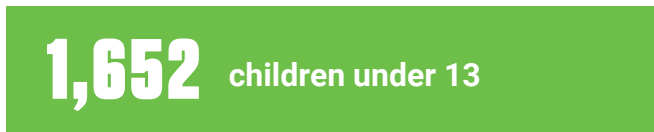
State of Vermont

## CHILDREN IN OUT-OF-HOME CUSTODY<sup>4</sup> (2024)



Decreased from 659 in 2019

## CHILDREN RECEIVING HOMELESSNESS SUPPORTS<sup>5</sup>



From Coordinated Entry

## FULL IMMUNIZATION COVERAGE<sup>6</sup> (2023)



<sup>6</sup>Under 185% of the Federal Poverty Level

## Proficiency

Pre-K Literacy (Spring 2024) <sup>7</sup> .....	<b>91.9%</b>
Ready for Kindergarten (Fall 2023) <sup>8</sup> .....	<b>85%</b>
Third Grade Reading (Spring 2023) <sup>9</sup> .....	<b>48.9%</b>